





Series 890 / 892 square pin headers are cost efficient thanks to selective gold plating on pins made of copper alloy

They come with various pin lengths to suit many different applications

When used with series 999 female jumpers, these connectors may serve as a practical, simple means for coding purposes

For corresponding receptacles see pages 22 to 29



Platings	Sleeve 	Clip 	Pin 
19 39 90			0.25 µm Au/Sn Pb* 0.75 µm Au/Sn Pb* Sn Pb * selective

Ordering information

Replace **xxx** with required number of poles, e.g. 892-39-xxx-10-802 for a double row version with 12 pins per row becomes: 892-39-**024**-10-802

Availability:

single row: 1 to 36 contacts, standard 36 contacts
double row: 4 to 72 contacts, standard 72 contacts

Order Codes			Dimensions			
Plating 19	Plating 39 B	Plating 90	Solder side B ± 0.2	Connector side A ± 0.2	Total length C ± 0.1	Min. length of gold plating G
Single row						
890-19-xxx-10-802	890-39-xxx-10-802	890-90-xxx-10-802	2.56	5.7	10.8	4.5
890-19-xxx-10-809	890-39-xxx-10-809	890-90-xxx-10-809	2.46	8.5	13.5	7.3
890-19-xxx-10-803	890-39-xxx-10-803	890-90-xxx-10-803	2.96	5.8	11.3	4.6
890-19-xxx-10-000	890-39-xxx-10-000	890-90-xxx-10-000	2.96	7.0	12.5	5.8
890-19-xxx-10-800	890-39-xxx-10-800	890-90-xxx-10-800	3.26	6.7	12.5	5.5
890-19-xxx-10-804	890-39-xxx-10-804	890-90-xxx-10-804	3.46	5.8	11.8	4.6
890-19-xxx-10-811	890-39-xxx-10-811	890-90-xxx-10-811	3.06	15.4	21.0	14.2
890-19-xxx-10-805	890-39-xxx-10-805	890-90-xxx-10-805	4.96	6.0	13.5	4.8
890-19-xxx-10-807	890-39-xxx-10-807	890-90-xxx-10-807	10.06	5.7	18.3	4.5
890-19-xxx-10-808	890-39-xxx-10-808	890-90-xxx-10-808	12.76	5.7	21.0	4.5
Double row						
892-19-xxx-10-802	892-39-xxx-10-802	892-90-xxx-10-802	2.56	5.7	10.8	4.5
892-19-xxx-10-809	892-39-xxx-10-809	892-90-xxx-10-809	2.46	8.5	13.5	7.3
892-19-xxx-10-803	892-39-xxx-10-803	892-90-xxx-10-803	2.96	5.8	11.3	4.6
892-19-xxx-10-000	892-39-xxx-10-000	892-90-xxx-10-000	2.96	7.0	12.5	5.8
892-19-xxx-10-800	892-39-xxx-10-800	892-90-xxx-10-800	3.26	6.7	12.5	5.5
892-19-xxx-10-804	892-39-xxx-10-804	892-90-xxx-10-804	3.46	5.8	11.8	4.6
892-19-xxx-10-811	892-39-xxx-10-811	892-90-xxx-10-811	3.06	15.4	21.0	14.2
892-19-xxx-10-805	892-39-xxx-10-805	892-90-xxx-10-805	4.96	6.0	13.5	4.8
892-19-xxx-10-807	892-39-xxx-10-807	892-90-xxx-10-807	10.06	5.7	18.3	4.5
892-19-xxx-10-808	892-39-xxx-10-808	892-90-xxx-10-808	12.76	5.7	21.0	4.5

This datasheet has been download from:

www.datasheetcatalog.com

Datasheets for electronics components.