

# ECONOLINE - DC/DC-Converter

RSZ Series, 1 Watt, SMD Miniature, Regulated (Single Output)



# RECOM

## Selection Guide

Part Number		Input Voltage (VDC)	Output Voltage (VDC)	Output Current (mA)
SMD	2kVDC			
<b>Standard</b>				
RSZ-XXXX	(H)	5, 6, 7, 8, 9, 10, 11, 12, 13, 14, 15, 16, 17, 18, 19, 20, 21, 22, 23, 24, 25, 26, 27, 28	3, 4, 5, 6, 7, 8, 9, 10, 11, 12, 13, 14	Depending on Output Voltage
<b>With Short Circuit Protection</b>				
RSZ-XX03P	(H)	5, 6, 7, 8, 9, 10, 11, 12, 13, 14, 15, 16, 17, 18, 19, 20, 21, 22, 23, 24, 25, 26, 27, 28	3	200
RSZ-XX3.3P	(H)	5, 6, 7, 8, 9, 10, 11, 12, 13, 14, 15, 16, 17, 18, 19, 20, 21, 22, 23, 24, 25, 26, 27, 28	3.3	200
RSZ-XX4.85P	(H)	5, 6, 7, 8, 9, 10, 11, 12, 13, 14, 15, 16, 17, 18, 19, 20, 21, 22, 23, 24, 25, 26, 27, 28	4.85	200
RSZ-XX05P	(H)	5, 6, 7, 8, 9, 10, 11, 12, 13, 14, 15, 16, 17, 18, 19, 20, 21, 22, 23, 24, 25, 26, 27, 28	5	200



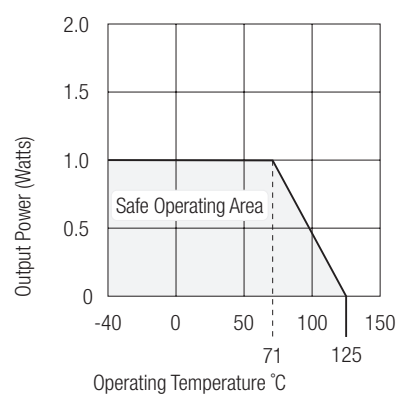
## Features

- Regulated Output
- 1kVDC (2kVDC) Isolation
- Single Isolated Output
- SMD Package Style
- UL 94V-0 Package Material
- No Heatsink Required
- Toroidal Magnetics
- No Extern. Components Required
- Short Circuit Protection – Continuous (for „P-Suffix“ part numbers only)

Ordering Example: RSZ-0414 (4VDC Input, 14VDC Output)  
RSZ-244.85P (with Short Circuit Protection, 24VDC Input, 4.85VDC Output)

## Specifications (Core Operating Area) and Operating Temperature / Derating-Graph

Input Voltage Range	±5%
Output Voltage Accuracy	±2%
Line Voltage Regulation	1% max.
Load Voltage Regulation	1% max.
Output Ripple and Noise (at 20MHz BW)	100mVp-p max.
Efficiency at Full Load	50% min.
Isolation Voltage („H“ suffix for 2000 VDC)	1.000VDC min.
Short Circuit Protection (P-Suffix)	1 Second (Continuous)
Operating Temperature Range	-40°C to +71°C (see Graph)
Storage Temperature Range	-55°C to +125°C
Isolation Capacitance	50pF
Insulation Resistance	10 GΩ min.
MTBF (+25°C)	500k Hrs. min



# ECONOLINE - DC/DC-Converter

RSZ Series, 1 Watt, SMD Miniature, Regulated (Single Output)

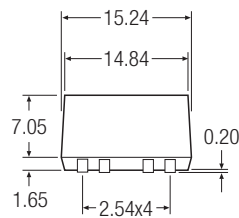
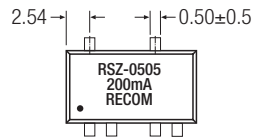


# RECOM

## Package Style and Pinning (mm)

### SMD Package

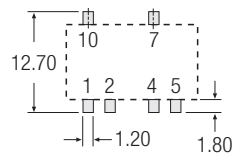
3rd angle projection



### Pin Connections

Pin #	Function
1	-Vin
2	+Vin
4	0V
5	0V
7	+Vout
10	NC

### Recommended Footprint Details



Tolerance:  
XX.X ± 0.5 mm  
XX.XX ± 0.25 mm

This datasheet has been download from:

[www.datasheetcatalog.com](http://www.datasheetcatalog.com)

Datasheets for electronics components.