

Surface Mount Two-Way Power Divider

5 - 1000 MHz

DSS-327

V2.00

Features

- Fully Hermetic Package
- Low Loss – 0.3 dB Typical
- Amplitude Balance – 0.05 dB Typical

Guaranteed Specifications* (From -55°C to +85°C)

Frequency Range	5-1000 MHz	
Insertion Loss (Less coupling)	5-500 MHz	0.5 dB Max
	500-1000 MHz	1.0 dB Max
Isolation	5-500 MHz	20 dB Min
	500-1000 MHz	16 dB Min
Amplitude Balance	5-1000 MHz	0.3 dB Max
Phase Balance	5-500 MHz	2° Max
	500-1000 MHz	3° Max
VSWR (All Ports)	5-500 MHz	1.4:1 Max
	500-1000 MHz	1.6:1 Max

Operating Characteristics

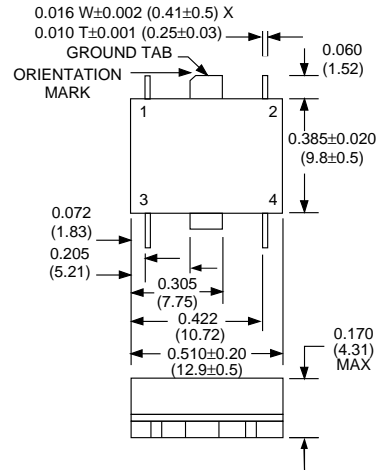
Impedance	50 Ohms Nominal
Maximum Power Rating Or Input Power	1 Watt Max
Internal Load Dissipation	0.05 Watt Max
Environmental MIL-STD-202 screening available.	
Pin Configuration	Σ; P1, Output 'C'; P2, Output 'D'; P4, P3 & Case ground.

* All specifications apply with 50 ohm source and load impedance.

Ordering Information

Model No.	Package
DS-327 PIN	Surface Mount

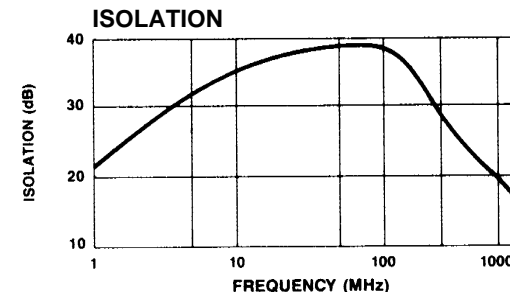
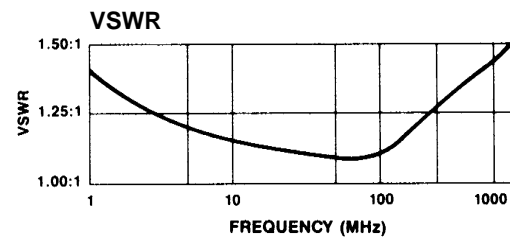
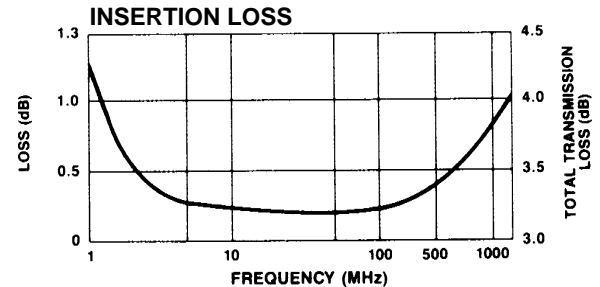
SF-1



Dimensions in () are in mm.

Unless Otherwise Noted: .xxx = ±0.010 (.xx = ±0.25)
WEIGHT (APPROX.): 0.07 OUNCES 2 GRAMS

Typical Performance



Specifications Subject to Change Without Notice.

M/A-COM, Inc.

North America: Tel. (800) 366-2266 ■ Asia/Pacific: Tel. +81 (03) 3226-1671 ■ Europe: Tel. +44 (1344) 869 595
Fax (800) 618-8883 Fax +81 (03) 3226-1451 Fax +44 (1344) 300 020

This datasheet has been download from:

www.datasheetcatalog.com

Datasheets for electronics components.