

**SANYO**

No.1873A

**DRD3**

Silicon Diffused Junction Type

**3.0A Reverse Blocking Thyristor****Features**

- Glass passivation for high reliability
- Peak OFF-state (reverse) voltage : -100 to -600V
- Average ON-state current : 3A
- TO220 package

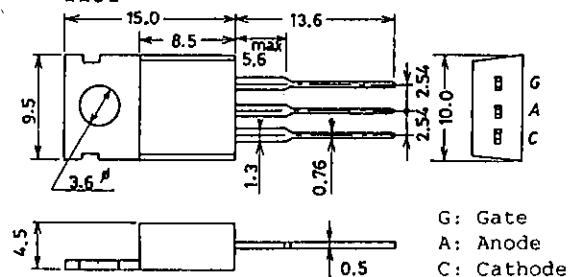
Absolute Maximum Ratings at Ta = 25°C			DRD3B	DRD3C	DRD3E	DRD3G	unit
Repetitive Peak OFF-State Voltage	V <sub>DRM</sub>	R <sub>GK</sub> = 1kΩ	100	200	400	600	V
Non-Repetitive Peak Reverse Voltage	V <sub>RSM</sub>	R <sub>GK</sub> = 1kΩ	-150	-300	-500	-720	V
Repetitive Peak Reverse Voltage	V <sub>RRM</sub>	R <sub>GK</sub> = 1kΩ	-100	-200	-400	-600	V
Average ON-State Current	I <sub>T(AV)</sub>	Ta = 30°C, single-phase half-wave	→	→	→	3	A
RMS ON-State Current	I <sub>T(RMS)</sub>		→	→	→	4.5	A
Surge ON-State Current	I <sub>TSM</sub>	Sine half-wave 1 cycle, 50Hz	→	→	→	60	A
Amperes Squared-Seconds	f <sub>i</sub> <sup>2</sup> T·dt	1ms ≤ t ≤ 10ms	→	→	→	18	A <sup>2</sup> s
Peak Gate Power Dissipation	P <sub>GM</sub>	f ≥ 50Hz, duty ≤ 10%	→	→	→	5	W
Average Gate Power Dissipation	P <sub>G(AV)</sub>		→	→	→	0.5	W
Peak Gate Forward Current	I <sub>FGM</sub>	f ≥ 50Hz, duty ≤ 10%	→	→	→	3	A
Peak Gate Reverse Voltage	V <sub>RGM</sub>		→	→	→	-5	V
Junction Temperature	T <sub>j</sub>		→	→	→	110	°C
Storage Temperature	T <sub>stg</sub>		→	→	→	-40 to +110	°C
Weight			→	→	→	2	g

**Electrical Characteristics at Ta = 25°C**

			min	typ	max	unit
Repetitive Peak OFF-State Current	I <sub>DRM</sub>	T <sub>j</sub> = 110°C, V <sub>D</sub> = V <sub>DRM</sub> , R <sub>GK</sub> = 1kΩ			0.5	mA
Repetitive Peak Reverse Current	I <sub>RRM</sub>	T <sub>j</sub> = 110°C, V <sub>R</sub> = V <sub>RRM</sub> , R <sub>GK</sub> = 1kΩ			-0.5	mA
Peak ON-State Voltage	V <sub>TM</sub>	I <sub>TM</sub> = 12A			1.6	V
Critical Rate of Rise of OFF-State Voltage	dv/dt	T <sub>j</sub> = 110°C, V <sub>D</sub> = V <sub>DRM</sub> , R <sub>GK</sub> = 1kΩ	100			V/s
Holding Current	I <sub>H</sub>	R <sub>L</sub> = 100Ω, R <sub>GK</sub> = 1kΩ		60		mA
Gate Trigger Current	I <sub>GT</sub>	V <sub>D</sub> = 6V, R <sub>L</sub> = 100Ω, R <sub>GK</sub> = 1kΩ			15	mA
Gate Trigger Voltage	V <sub>GT</sub>	V <sub>D</sub> = 6V, R <sub>L</sub> = 100Ω, R <sub>GK</sub> = 1kΩ			1.5	V
Gate Nontrigger Voltage	V <sub>GD</sub>	Ta = 110°C, V <sub>D</sub> = V <sub>DRM</sub> , R <sub>GK</sub> = 1kΩ	0.2			V
Thermal Resistance	R <sub>th(j-c)</sub>				3.2	°C/W

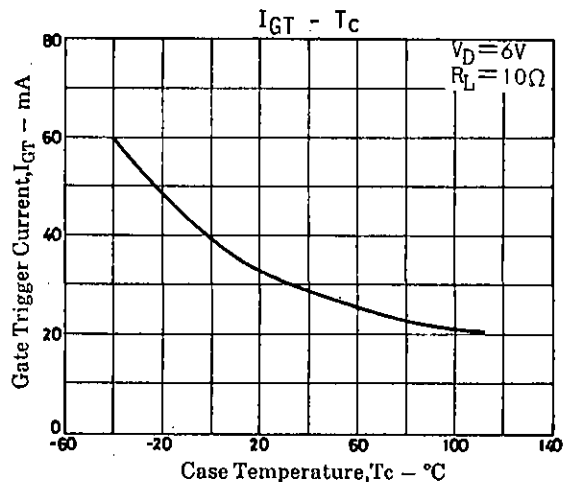
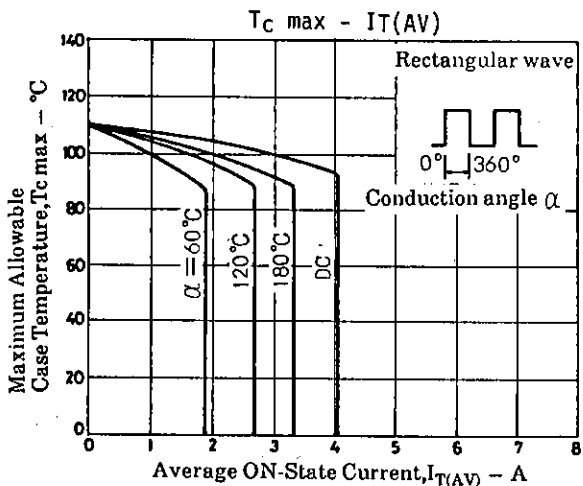
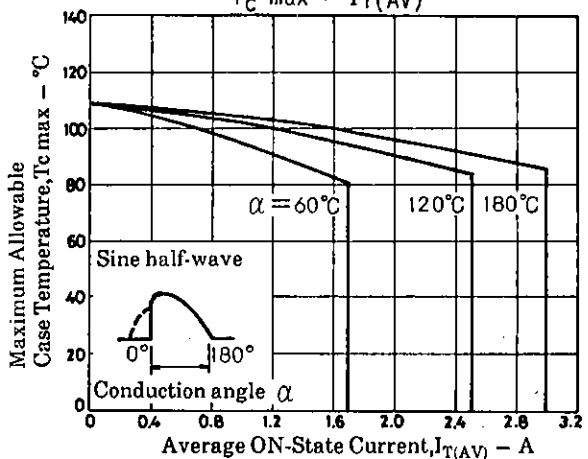
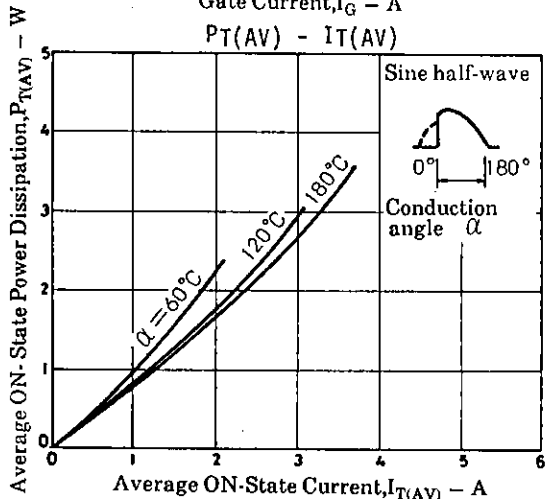
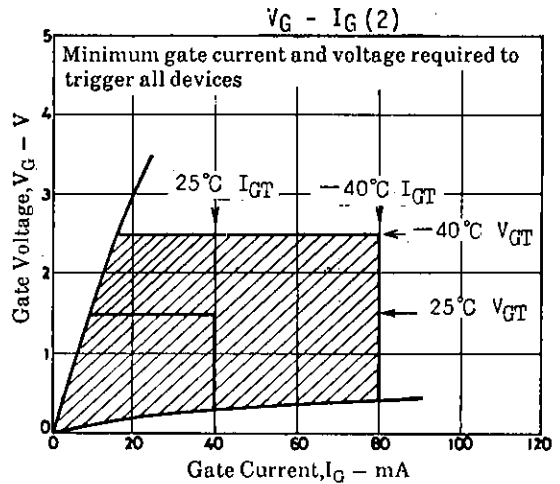
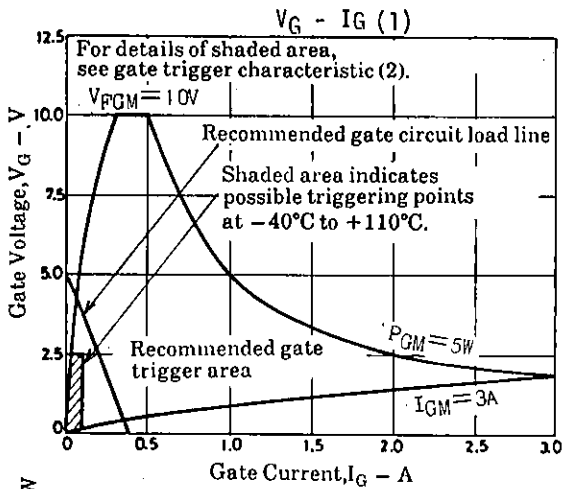
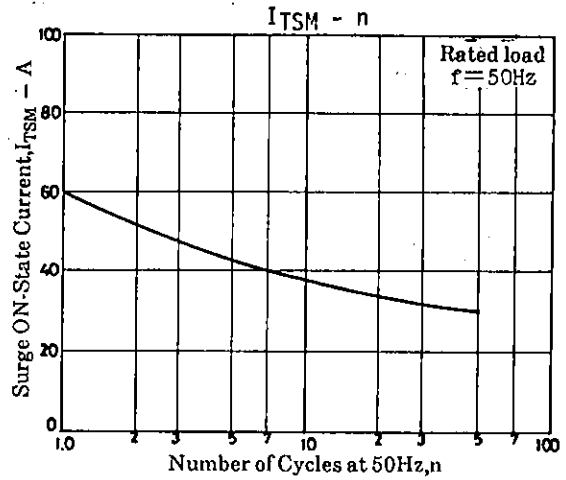
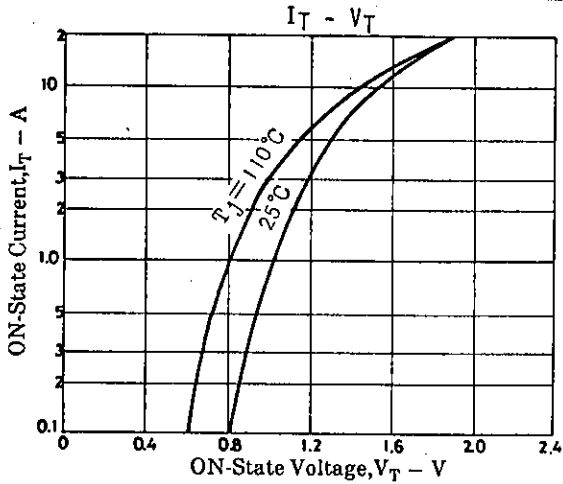
**Package Dimensions 1151**

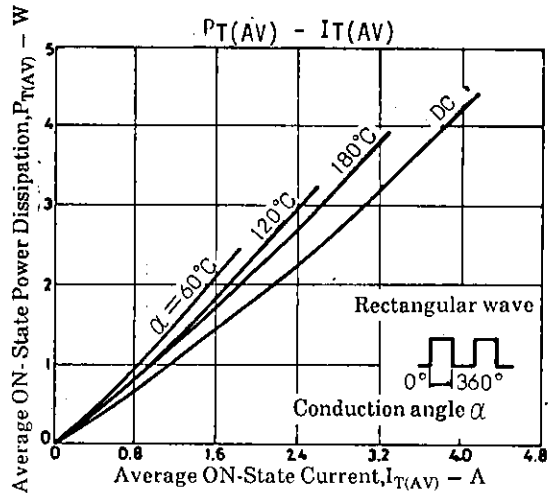
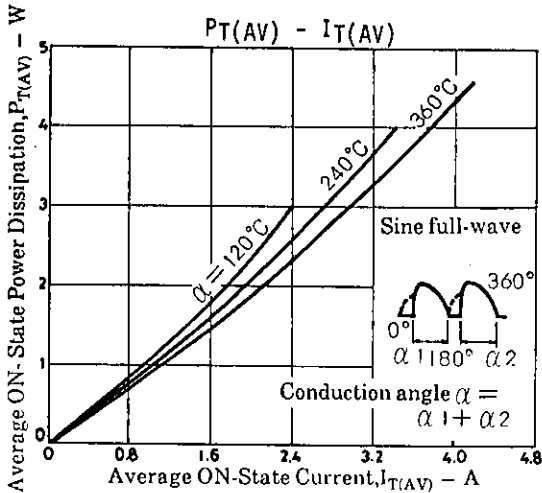
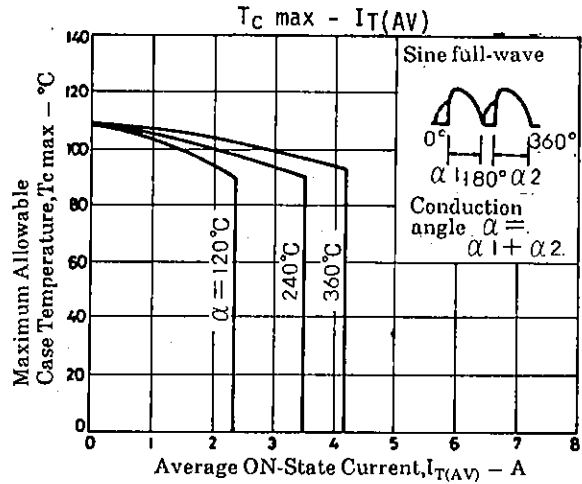
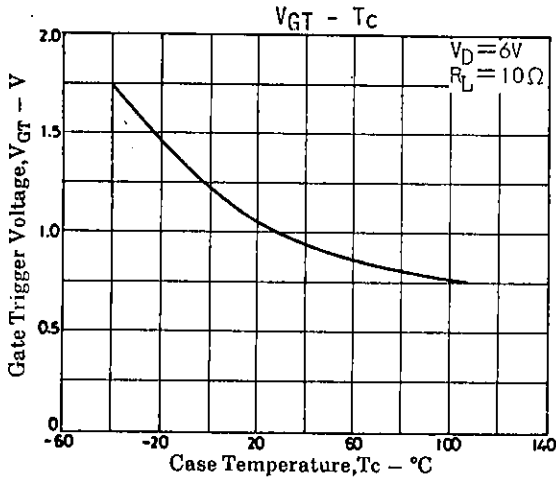
(unit: mm)



**SANYO Electric Co., Ltd. Semiconductor Business Headquarters**  
 TOKYO OFFICE Tokyo Bldg., 1-10, 1 Chome, Ueno, Taito-ku, TOKYO, 110 JAPAN

3139MO,TS No.1873-1/3





- No products described or contained herein are intended for use in surgical implants, life-support systems, aerospace equipment, nuclear power control systems, vehicles, disaster/crime-prevention equipment and the like, the failure of which may directly or indirectly cause injury, death or property loss.
- Anyone purchasing any products described or contained herein for an above-mentioned use shall:
  - ① Accept full responsibility and indemnify and defend SANYO ELECTRIC CO., LTD., its affiliates, subsidiaries and distributors and all their officers and employees, jointly and severally, against any and all claims and litigation and all damages, cost and expenses associated with such use;
  - ② Not impose any responsibility for any fault or negligence which may be cited in any such claim or litigation on SANYO ELECTRIC CO., LTD., its affiliates, subsidiaries and distributors or any of their officers and employees jointly or severally.
- Information (including circuit diagrams and circuit parameters) herein is for example only; it is not guaranteed for volume production. SANYO believes information herein is accurate and reliable, but no guarantees are made or implied regarding its use or any infringements of intellectual property rights or other rights of third parties.

This datasheet has been download from:

[www.datasheetcatalog.com](http://www.datasheetcatalog.com)

Datasheets for electronics components.