

**C/A-392X, C/A-402X DUAL DIGITS DISPLAY**


Shape	Part No.		Chip		Wave Length $\lambda$ p(nm)	Electro-Optical Characteristics			Fig. No.
	Common Cathode	Common Anode	Raw Material	Emitted Color		Vf(V)20mA		Iv(ucd)10mA	
						Typ.	Max.	Typ.	
	C-392H	A-392H	GaP	Red	700	2.1	2.8	550	D27
	C-392E	A-392E	GaAsP/GaP	Hi.effi Red	635	2.0	2.8	1800	
	C-392G	A-392G	GaP	Green	565	2.1	2.8	1600	
	C-392Y	A-392Y	GaAsP/GaP	Yellow	585	2.1	2.8	1500	
	C-392SR	A-392SR	GaAlAs	Super Red	660	1.8	2.4	8000	
	C-402H	A-402H	GaP	Red	700	2.1	2.8	550	D28
	C-402E	A-402E	GaAsP/GaP	Hi.effi Red	635	2.0	2.8	2000	
	C-402G	A-402G	GaP	Green	565	2.1	2.8	2000	
	C-402Y	A-402Y	GaAsP/GaP	Yellow	585	2.1	2.8	1600	
	C-402SR	A-402SR	GaAlAs	Super Red	660	1.8	2.4	10000	

Fig.D27

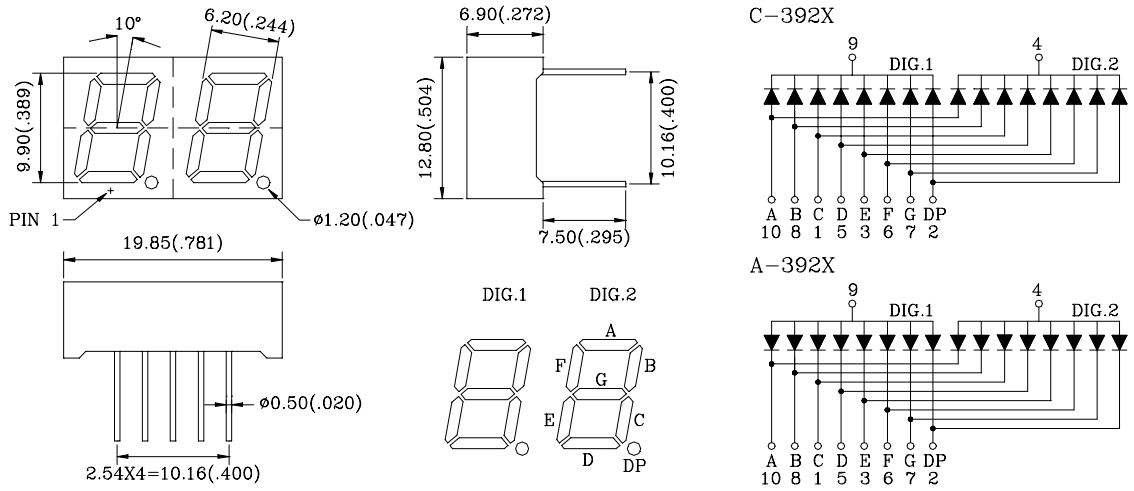
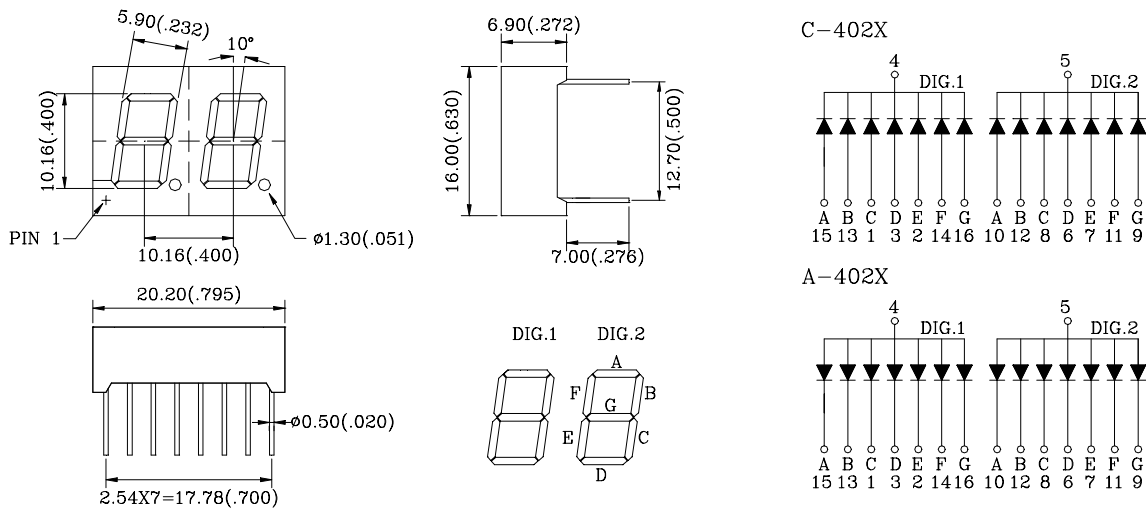


Fig.D28



1.All dimension are in millimeters (inches).  
2.Tolerance is  $\pm 0.25$  mm (0.01") unless otherwise specified.

This datasheet has been downloaded from:

[www.DatasheetCatalog.com](http://www.DatasheetCatalog.com)

Datasheets for electronic components.